




Hose reel
ENCLOSED


Pressure
20-150
400-600 bar

Material
- PAINTED STEEL
- ABS

WITH SPRING



FIXED*



SWIVELLING



- with hose, see page 139
- without hose:
with brass swivel joint
max. 100 °C
with galvanized steel
swivel joint max. 80 °C



* can be rendered swivelling by using the special bracket, see page 81.






In accordance with directive



for ABS and enclosed models 20 bar


Enclosed hose reels are used for the following fluids:

	Hoses	Connections	Seals	Swivel joint	Central pin
AIR-WATER 20 bar	black rubber	galvanized steel	Viton®	brass	galvanized steel
OIL AND SIMILAR 150 bar	black rubber	galvanized steel	polyurethane	galvanized steel	galvanized steel
FOR SUCTION OF OIL AND SIMILAR	black rubber	galvanized steel	Viton®	brass	galvanized steel
GREASE 400-600 bar	black rubber	galvanized steel	polyurethane	galvanized steel	galvanized steel

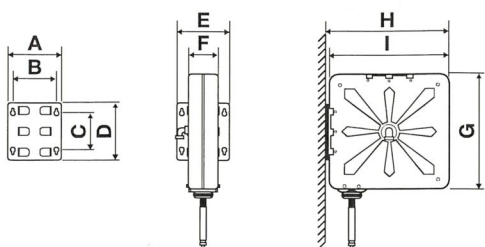






COVER COLOURS

Painted ■ ■

Overall dimensions (mm)	Series 450									Packaging (mm) W x D x H
	A	B	C	D	E	F	G	H	I	
FIXED	217	177	180	236	217	140	485	495	485	 620 x 290 x 620
SWIVEL.	208	162	118	164	208	140	485	575	485	

(W: width - D: depth - H: height)



P/N		Hose supplied	Connection		Weight	
fixed	swivelling		inlet	outlet	fixed	swivelling

AIR-WATER 20 bar

s. 450	8450.100	8440.100	without hose *	G 1/2" (f)	G 1/2" (f)	22,2 kg	23,0 kg
	8450.101	8440.101	12 m - 3/8" (995.212)	G 1/2" (f)	G 3/8" (m)	24,7 kg	25,5 kg
	8450.102	8440.102	18 m - 3/8" (995.218)	G 1/2" (f)	G 3/8" (m)	25,4 kg	26,2 kg
	8450.103	8440.103	10 m - 1/2" (996.210)	G 1/2" (f)	G 1/2" (m)	25,2 kg	26,0 kg
	8450.104	8440.104	15 m - 1/2" (996.215)	G 1/2" (f)	G 1/2" (m)	26,1 kg	26,9 kg

* Hose reel capacity	inner hose Ø	5/16"	3/8"	1/2"
	max. length	20 m	20 m	16 m

s. 450 ABS drum	9450.100	-	without hose *	G 1/2" (f)	G 1/2" (f)	19,5 kg	-
	9450.101	-	12 m - 3/8" (995.212)	G 1/2" (f)	G 3/8" (m)	22,0 kg	-
	9450.102	-	18 m - 3/8" (995.218)	G 1/2" (f)	G 3/8" (m)	22,7 kg	-
	9450.103	-	10 m - 1/2" (996.210)	G 1/2" (f)	G 1/2" (m)	22,5 kg	-
	9450.104	-	15 m - 1/2" (996.215)	G 1/2" (f)	G 1/2" (m)	23,4 kg	-

* Hose reel capacity	inner hose Ø	5/16"	3/8"	1/2"
	max. length	20 m	20 m	16 m

OIL AND SIMILAR 150 bar

s. 450	8450.400	8440.400	without hose *	G 1/2" (f)	G 1/2" (f)	22,2 kg	23,0 kg
	8450.401	8440.401	10 m - 1/2" (996.310)	G 1/2" (f)	G 1/2" (m)	26,4 kg	27,2 kg
	8450.402	8440.402	15 m - 1/2" (996.315)	G 1/2" (f)	G 1/2" (m)	28,4 kg	29,2 kg

* Hose reel capacity	inner hose Ø	5/16"	3/8"	1/2"
	max. length	20 m	20 m	16 m

s. 450 ABS drum	9450.400	-	without hose *	G 1/2" (f)	G 1/2" (f)	19,5 kg	-
	9450.401	-	10 m - 1/2" (996.310)	G 1/2" (f)	G 1/2" (m)	23,7 kg	-
	9450.402	-	15 m - 1/2" (996.315)	G 1/2" (f)	G 1/2" (m)	25,7 kg	-

* Hose reel capacity	inner hose Ø	5/16"	3/8"	1/2"
	max. length	20 m	20 m	16 m

FOR SUCTION OF OIL AND SIMILAR

s. 450 for suction	8450.401/AS	8440.401/AS	10 m - 1/2" (996.310)	G 1/2" (f)	G 1/2" (m)	27,0 kg	27,8 kg
-----------------------	-------------	-------------	-----------------------	------------	------------	---------	---------

* Hose reel capacity	inner hose Ø	5/16"	3/8"	1/2"
	max. length	10 m	10 m	10 m

GREASE 400-600 bar

s. 450 600 bar	8450.500	8440.500	without hose *	G 3/8" (f)	G 1/2" (f)	22,2 kg	23,0 kg
s. 450 400 bar	8450.501	8440.501	12 m - 1/4" (993.512)	G 3/8" (f)	G 1/4" (m)	25,9 kg	26,7 kg
	8450.502	8440.502	18 m - 1/4" (993.518)	G 3/8" (f)	G 1/4" (m)	27,6 kg	28,4 kg
	8450.505	8440.505	10 m - 3/8" (995.710)	G 3/8" (f)	G 1/4" (m)	26,8 kg	27,6 kg
	8450.506	8440.506	15 m - 3/8" (995.715)	G 3/8" (f)	G 1/4" (m)	28,6 kg	29,4 kg

* Hose reel capacity	inner hose Ø	5/16"	3/8"
	max. length	12 m	15 m

s. 450 ABS drum 600 bar	9450.500	-	without hose *	G 3/8" (f)	G 1/2" (f)	19,5 kg	-
s. 450 ABS drum 400 bar	9450.501	-	12 m - 1/4" (993.512)	G 3/8" (f)	G 1/4" (m)	23,2 kg	-
	9450.502	-	18 m - 1/4" (993.518)	G 3/8" (f)	G 1/4" (m)	24,9 kg	-
	9450.505	-	10 m - 3/8" (995.710)	G 3/8" (f)	G 1/4" (m)	24,1 kg	-
	9450.506	-	15 m - 3/8" (995.715)	G 3/8" (f)	G 1/4" (m)	25,9 kg	-

* Hose reel capacity	inner hose Ø	5/16"	3/8"	1/2"
	max. length	20 m	20 m	16 m

