



Type of fluid
HOT WATER

Pressure
200 bar

Material
- AISI 304 S. STEEL
- ABS

WITH SPRING



FIXED*



SWIVELLING



- with hose, see page 139
- without hose, max. 130 °C



In accordance with directive



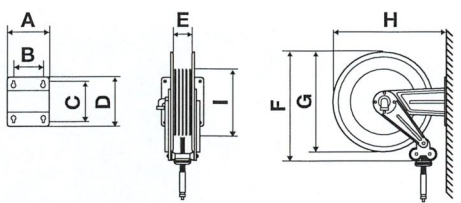

for ABS versions

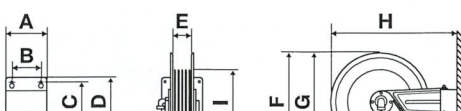

* can be rendered swivelling by using the special bracket, see page 81.

DRUM COLOURS

ABS

Hoses		Connections	Seals	Swivel joint	Central pin
black rubber	hygienic	galvanized steel	Viton®	AISI 304 s. steel	AISI 304 s. steel
					

Overall dimensions FIXED (mm)			Series	A	B	C	D	E	F	G	H	I	Packaging (mm) W x D x H
	330	186	140	196	226	98	390	350	365	155		510 x 260 x 520	
	390	186	140	196	226	98	410	390	410	155		580 x 280 x 590	
	430	186	140	197	226	97	450	415	456	264		580 x 280 x 590	
	430 ABS	186	140	197	226	110	450	425	461	259		580 x 280 x 590	
	530	203	153	221	258	104	535	510	558	315		650 x 290 x 700	
	540	300	218	227	268	165	535	510	572	315		660 x 390 x 690	
560	488	399	238	272	348	535	510	578	315	670 x 610 x 760			

Overall dimensions SWIVELLING (mm)			Series	A	B	C	D	E	F	G	H	I	Packaging (mm) W x D x H
	390	184	146	106	144	98	410	390	482	155		580 x 280 x 590	
	430	208	162	118	164	97	450	415	540	264		580 x 280 x 590	
	530	228	182	154	200	104	535	510	642	315		650 x 290 x 700	
	540	300	218	227	268	165	535	510	700	315		660 x 390 x 690	

(W: width - D: depth - H: height)



	P/N		Hose supplied	Connection		Weight	
	fixed	swivelling		inlet	outlet	fixed	swivelling

s. 330	8332.300	-	without hose *	G 3/8" (f)	G 3/8" (f)	11,2 kg	-
	8332.301	-	12 m - 5/16" (994.512)	G 3/8" (f)	G 3/8" (f)	14,8 kg	-
	8333.301	-	12 m - 5/16" (994.612)	G 3/8" (f)	G 3/8" (f)	14,8 kg	-

* Hose reel capacity	inner hose Ø	1/4"	5/16"	3/8"	1/2"		
	max. length	12 m	12 m	12 m	8 m		

s. 390	8392.300	8382.300	without hose *	G 3/8" (f)	G 3/8" (f)	13,0 kg	13,5 kg
	8392.302	8382.302	17 m - 5/16" (994.517)	G 3/8" (f)	G 3/8" (f)	17,0 kg	17,5 kg
	8393.301	8383.301	12 m - 5/16" (994.612)	G 3/8" (f)	G 3/8" (f)	16,6 kg	17,1 kg

* Hose reel capacity	inner hose Ø	1/4"	5/16"	3/8"	1/2"		
	max. length	15 m	16 m	17 m	12 m		

s. 430	8434.300	8424.300	without hose *	G 3/8" (f)	G 1/2" (f)	16,0 kg	16,5 kg
	8432.301	8422.301	12 m - 3/8" (995.512)	G 3/8" (f)	G 3/8" (f)	20,3 kg	20,8 kg
	8432.302	8422.302	18 m - 3/8" (995.518)	G 3/8" (f)	G 3/8" (f)	22,4 kg	22,9 kg
	8433.302	8423.302	18 m - 3/8" (995.618)	G 3/8" (f)	G 3/8" (f)	22,4 kg	22,9 kg

* Hose reel capacity	inner hose Ø	5/16"	3/8"	1/2"			
	max. length	20 m	20 m	16 m			

s. 430 ABS	9434.300	-	without hose *	G 3/8" (f)	G 1/2" (f)	12,5 kg	-
	9432.301	-	12 m - 3/8" (995.512)	G 3/8" (f)	G 3/8" (f)	16,8 kg	-
	9432.302	-	18 m - 3/8" (995.518)	G 3/8" (f)	G 3/8" (f)	18,8 kg	-
	9433.302	-	18 m - 3/8" (995.618)	G 3/8" (f)	G 3/8" (f)	19,0 kg	-

* Hose reel capacity	inner hose Ø	5/16"	3/8"	1/2"			
	max. length	20 m	20 m	16 m			

s. 530	8534.300	8524.300	without hose *	G 3/8" (f)	G 1/2" (f)	21,0 kg	22,0 kg
	8532.301	8522.301	20 m - 3/8" (995.520)	G 3/8" (f)	G 3/8" (f)	27,0 kg	28,0 kg
	8532.302	8522.302	25 m - 3/8" (995.525)	G 3/8" (f)	G 3/8" (f)	28,5 kg	29,5 kg
	8533.302	8523.302	25 m - 3/8" (995.625)	G 3/8" (f)	G 3/8" (f)	28,5 kg	29,5 kg

* Hose reel capacity	inner hose Ø	3/8"	1/2"	5/8"			
	max. length	25 m	25 m	22 m			

s. 540	8544.300	8554.300	without hose *	G 3/8" (f)	G 1/2" (f)	28,5 kg	34,0 kg
	8542.301	8552.301	30 m - 3/8" (995.530)	G 3/8" (f)	G 3/8" (f)	36,8 kg	42,3 kg
	8543.301	8553.301	30 m - 3/8" (995.630)	G 3/8" (f)	G 3/8" (f)	36,8 kg	42,3 kg

* Hose reel capacity	inner hose Ø	3/8"	1/2"	5/8"			
	max. length	30 m	30 m	30 m			

s. 560	8564.300	-	without hose *	G 3/8" (f)	G 1/2" (f)	47,5 kg	-
	8562.301	-	40 m - 3/8" (995.540)	G 3/8" (f)	G 3/8" (f)	59,0 kg	-
	8562.302	-	50 m - 3/8" (995.550)	G 3/8" (f)	G 3/8" (f)	64,8 kg	-

* Hose reel capacity	inner hose Ø	3/8"	1/2"	5/8"			
	max. length	60 m	60 m	60 m			

Hygienic hose
 Black rubber hose