


# WorkShop Solutions

Organize Your Shop to Enhance Efficiency and Productivity



**CAR-O-LINER®**




**Car-O-Liner's  
WorkShop Solutions**  
provides an organized  
inventory control panel  
for body shop walls or  
wagons

# Contents

Benefits of WorkShop Solutions.....3  
Wall Sections / Separators / Tool Boards.....4  
Tool Boards with Silhouettes (EVO).....6  
Cabinets.....8  
Tool Wagon.....10  
Accessories.....12  
Hooks and Holders.....14  
Tool Holder Sets.....15  
Assembly Instructions.....16





## Benefits of WorkShop Solution

### Inventory Control

Parts silhouettes ensure tools are returned to the proper location

### Space Saving

Maximize use of wall or wagon space

### Flexibility

Product design range to match multiple global car manufacturer's parts designs

### Quality








Attractive and sturdy construction to hold multiple parts

### Efficiency


Saves time by offering a consistent location to locate the proper tool

# Wall Sections / Separators / Tool Boards




Art. No.	Available Colours						Image	Description	Contents and fittings					
	-01 Grey RAL9006	-02 Dark Grey RAL9007	-03 Grey RAL7042	-10 Blue (COL)	-11 Grey RAL 7012	-12 Red RAL 3000			Wall section 600	Wall section 900	Separator add on 1500/600 double sided	Separator add on 1500/900 double sided	Separator add on 600 double sided	Separator add on 900 double sided
35784	-01		-03				 <p><i>*Always start section with one extra rod.</i></p>	<b>Rod including foot h=3000 mm*</b>	1	1			1	1
42427	-01		-03					<b>Rod including foot h=1500 mm*</b>			1	1		
42428	-01		-03					<b>Rod including foot h=2000 mm*</b>						
42898	-01		-03					<b>rod including foot h=2400 mm*</b>						
35872	-01		-03					<b>Wall bracket for rod</b>						
35819	-01		-03					<b>Ceiling Bracket 2000 mm</b>						
35787								<b>Angled wall strip 2000 mm</b>	X	X				
42765	-01		-03					<b>Lower angled wall strip 2000 mm</b>						
35789								<b>Divider 600 mm</b>	1		1		1	
35793								<b>Divider 900 mm</b>		1		1		1
42444	-01		-03					<b>Board 600x200 mm</b>						
35791	-01		-03					<b>Board 600x300 mm</b>	2		2		4	
35792	-01		-03					<b>Board 600x600 mm</b>	1		2		2	
42443	-01		-03					<b>Board 900x200 mm</b>						
35794	-01		-03					<b>Board 900x300 mm</b>		2		2		4
35795	-01		-03					<b>Board 900x600 mm</b>		1		2		2

# Design unique work bays to meet your space requirement needs



Art. No.	Available Colours						Image	Description	Contents and fittings					
	-01 Grey RAL9006	-02 Dark Grey	-03 Grey RAL7042	-10 Blue (COL)	-11 Grey RAL 7012	-12 Red RAL 3000			Wall section 600	Wall section 900	Separator add on 1500/600 double sided	Separator add on 1500/900 double sided	Separator add on 600 double sided	Separator add on 900 double sided
35790	-02	-03						<b>Tool board 600x600 mm</b>	2	1	4			
42756	-02	-03						<b>Tool board 900x300 mm</b>		x			x	
35796	-02	-03						<b>Tool board 900x600 mm</b>		2	2	4		
39911								<b>Top bracket 600mm</b>		1	1			
36597								<b>Top bracket 900 mm</b>			1	1		
39616								<b>Flat bracket</b>		1	1	1	1	
36598								<b>Top plate, in angle</b>		x	x	x	x	
39746								<b>Foot separator pole, standard</b>		1	1	1	1	
39747								<b>High foot separator start/end section</b>		x	x	x	x	
35873	-01	-03				No image available.		<b>Foot free standing wall</b>						
43397			-10	-11	-12	<p>6 pieces of the ramp are required to assemble a top section</p>	<b>Ramp 600 mm</b>	x						
43398			-10	-11	-12		<b>Ramp 900 mm</b>		x					
43399			-10	-11	-12		<b>Ramp 1800 mm</b>		x					
43400			-10	-11	-12		<b>Ramp 2700 mm</b>		x					
43401			-10	-11	-12		<b>Joint for the ramp</b>		x	x				

# Tool Boards with Silhouettes (EVO)



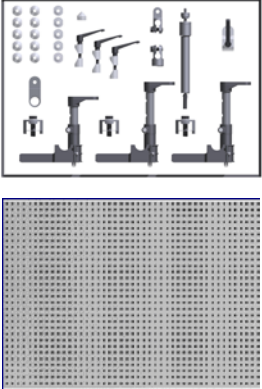
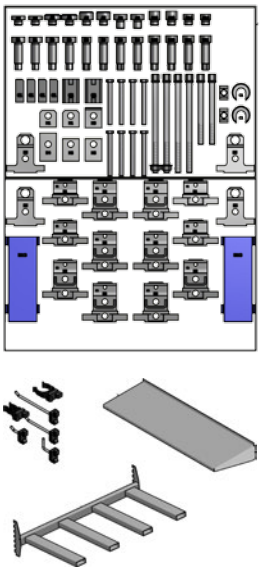
*Parts silhouettes ensure tools are returned to the proper location*

Art. No.	Photo	Description
35797		<p><b>EVO1 Tool Board Set</b></p> <p><b>Contains:</b>                      Tool board EVO1-1                      Tool board EVO1-2                      Tool holder set EVO1,                      Mounting instructions for EVO1                      Decal EVO 1 WSW 90                      Decal EVO 1 Wall</p>
35800		<p><b>EVO2 Tool Board Set</b></p> <p><b>Contains:</b>                      Tool board EVO2-1                      Tool board EVO2-2                      Tool holder set EVO2                      Mounting instructions for EVO2                      Decal EVO 2 WSW 90                      Decal EVO 2 Wall</p>
35853		<p><b>EVO3 Tool Board Set</b></p> <p><b>Contains:</b>                      Tool board EVO3-1                      Tool board EVO3-2 (BMW)                      Tool holder set EVO3-1                      Tool holder set EVO3-2                      Mounting instructions for EVO3-1                      Mounting instructions for EVO3-2                      Decal EVO 3 WSW 90                      Decal EVO 3 Wall</p>

# Optimize body shop performance while delivering a professional image



*WorkShop Solutions allow you to store and hang various accessories and tools*

Art. no.	Photo	Description
35803		<p><b>EVO3-1 Tool Board Set</b></p> <p><b>Contains:</b>                      Tool board EVO3-1                      Tool board 900x600                      Tool holder set EVO3-1                      Mounting instructions for EVO3-1                      Decal EVO 3 WSW 90                      Decal EVO 3 Wall</p>
35818		<p><b>WSA92 Wall Set (B730)</b></p> <p><b>Contains:</b>                      WSB230 Tool board set B730                      WSA350 Bar 900 BenchRack ramps                      Shelf c/c 900 x 320                      Tool holder set B730                      Mounting instructions</p>

# Cabinets



Art. No.	Available Colours			Photo	Description	Contents and fittings		
	-01	-02	-03			-51	Wall sections 900	Rubber Sheet black 883 x 591 x 2 mm
	-01 RAL9006 Grey	-02 RAL9007 Dark	-03 RAL7042 Grey	-51 Rubber Sheet Black				
<b>42713</b>	-01	-02	-03		<b>Wall Cabinet 320</b>  Height 900mm Width 900mm Depth 320mm	<b>X</b>		
<b>44009</b>	-01	-02	-03		<b>Shelf for Wall Cabinet 320</b>  Includes 4 holders Width 887,5mm Depth 270mm			
<b>42714</b>	-01	-02	-03		<b>Wall Cabinet 150</b>  Height 840mm Width 900mm Depth 150mm	<b>X</b>		
<b>44119</b>	-01	-02	-03		<b>Shelf for Wall Cabinet 150</b>  Includes 4 holders Width 890mm Depth 110mm			
<b>42715</b>	-01		-03		<b>Workstation</b>  Height 700mm Width 900mm Depth 600mm	<b>X</b>		<b>X</b>








# Create specially designed workstations for various work tasks




Art. No.	Available Colours				Photo	Description	Contents & Fittings		
	-01 RAL9006 Grey	-02 RAL9007 Dark Grey	-03 RAL7042 Grey	-51 Rubber Sheet Black			Wall sections 900	Rubber Sheet black 788 x 568 x 2 mm	Rubber Sheet black 883 x 591 x 2 mm
42716	-01		-03			<b>Printer Cabinet</b> (includes shelf) Height 740 mm Width 896 mm Depth 600 mm	X		X
44010	-01		-03			<b>Shelf for Printer Cabinet</b>  Includes 4 holders Width 887 mm Depth 556 mm			
42757	-01		-03			<b>Waste Sorting Wagon</b>  Height 865 mm Width 800mm Depth 580 mm		X	
43347	-01		-03			<b>Tool Wagon</b>  Height 865mm Width 800 mm Depth 580 mm		X	
44493 44494	-01 -01					Foam Liner Kit, 25 mm Foam Liner Kit, 10 mm			
42767				-51		<b>Rubber Sheet Black</b>  Smooth 788 x 568 x 2 mm			
42768				-51		<b>Rubber Sheet Black</b>  Smooth 883 x 591 x 2 mm			

# Tool Wagons



Art. No.	Photo	Description
35816		<p><b>Tool Wagon WSW90+ excl. tool boards</b></p>
35817		<p><b>Tool Wagon WSW92 complete for B730 kit</b></p> <p><b>Contains:</b>                      1 pcs 36185 Bench mounting holder                      1 pcs 35812 Shelf c/c 900 x 320 mm                      1 pcs 36283 B730 tool board set, 1+2                      Mounting instruction</p>











The panels and shelves are easily mounted on walls or tool wagons and can be reconfigured as needed




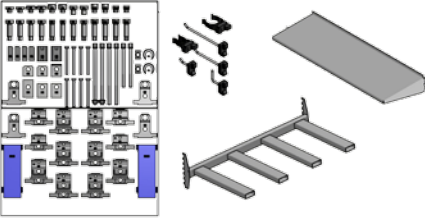






**Example:**















Tool Wagon WSW90 +  
and EVO Tool board set



# Accessories

Art. No.	Available Colours					Photo	Description	Contents and fittings	
	-01 RAL9006 Grey	-02 RAL9007 Dark Grey	-03 RAL7042 Grey	-51 Rubber Sheet Black	-52 Rubber Sheet Grey			Wall section and separators 600	Wall section and separators 900
44112	-01		-03				<b>Shelf</b> 600 x 400 mm	x	
35812	-01		-03				<b>Shelf</b> 900 x 320 mm		x
39744	-01		-03				<b>Shelf</b> 900 x 500 mm		x
39745	-01		-03				<b>Shelf</b> 900 x 600 mm		x
39742	-01		-03				<b>Work Bench</b> 900 x 600 mm		x
42133	-01					(Image unavailable)	<b>WSS Lock</b>		
39743					-52		<b>Rubber protection mat, with glue, grey for Work Bench</b>  Width 883 mm Depth 591 mm		x
42767					-51		<b>Rubber Sheet black</b> 788 x 568 x 2 mm		
42768					-51		<b>Rubber Sheet black</b> 883 x 591 x 2 mm		
36849	-01		-03				<b>Tool Bar</b> 30 x 20 x 600 mm	x	
36893	-01		03				<b>Tool Bar</b> 30 x 20 x 900 mm		x
35813	-01		-03				<b>Bar</b> 600 mm	x	
35814	-01		-03				<b>Bar</b> 900 mm		x

Art. No.	Available Colours					Photo	Description	Contents and fittings				
	-01 PAL9006 Grey	-02 PAL9007 Dark Grey	-03 PAL7042 Grey	-51 Rubber Sheet Black	-52 Rubber Sheet Grey			Wall section 600	Wall section 900	Separators 600	Separators 900	
42476	-01		-03				<b>Mounting rail</b> 900x100 mm	x			x	
35833	-01		-03				<b>Wall strip</b> U-pr 1208 mm					
36188	-01		-03				<b>Bar 900</b> BenchRack ramps	x			x	
35818	-01		-03				<b>Wall set (B730)</b>	x			x	
36185	-01		-03				<b>Bench mounting holder</b>	x				
35820							<b>Car-O-Liner sign</b> L=2100 H=250 mm Stainless Steel incl. inst.set					
35790		-02	-03				<b>Tool board</b> 600 x 600 mm	x			x	
42756		-02	-03				<b>Tool board</b> 900 x 300 mm			x		x
35796		-02	-03				<b>Tool board</b> 900 x 600 mm			x		x
42749							<b>Wall insulation</b> 1200 x 570 x 30 mm				2x	
42747							<b>Wall insulation</b> 1200 x 70 x 30 mm				2x	
42748							<b>Wall insulation</b> 1200 x 570 x 50 mm	x				
42746							<b>Wall insulation</b> 1200 x 870 x 50 mm		x			



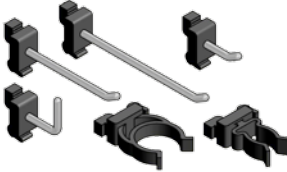
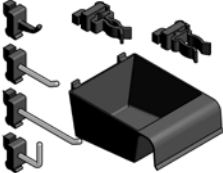
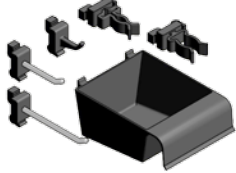
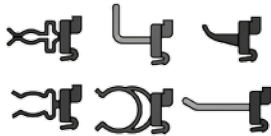

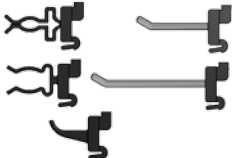
# Hooks and Holders

Art. No.	Picture	Description
30468		Tool holder
30481		Plastic hook 30 mm
30469		Steel hook 30 mm
36823		Steel hook 50 mm
36824		Steel hook 80 mm
30504		Steel hook 110 mm
30495		Steel hook 130 mm
30502		Steel hook 230 mm
36827		Steel hook 26 mm
44194	(Image Unavailable)	Hook Set, Tool Wagon
30482		Clip holder, small Ø 15 mm
30470		Clip holder Ø 25 mm
36187		Clip holder Ø 30 mm
36825		Tool holder 39 mm
30483		Socket holder
30485		Ring, Round 75 mm

Art. No.	Picture	Description
30484		Can, round
30486		Can, oval
30497		Box 90 x 86 x 55 mm
36826		Box 145 x 86 x 70 mm
30501		Box 205 x 170 x 115 mm


**Several tool holder sets are available in different size ranges**

# Tool Holder Sets

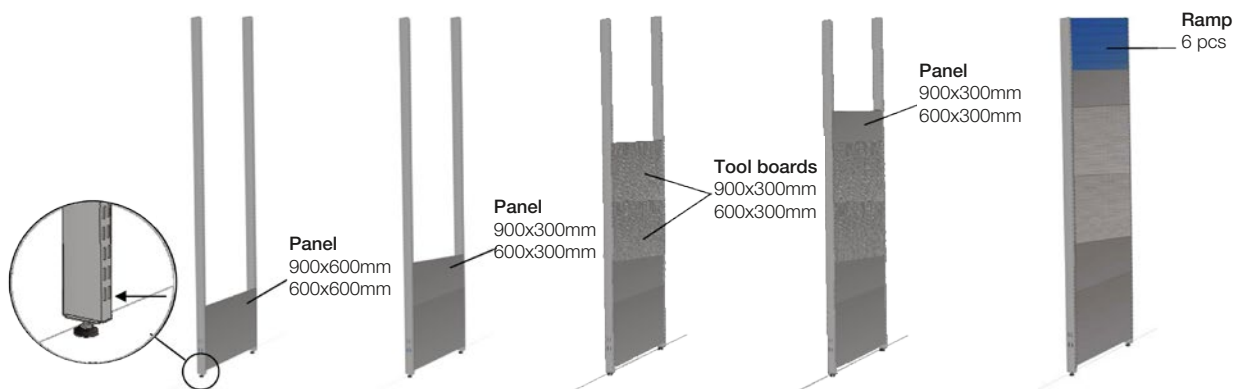
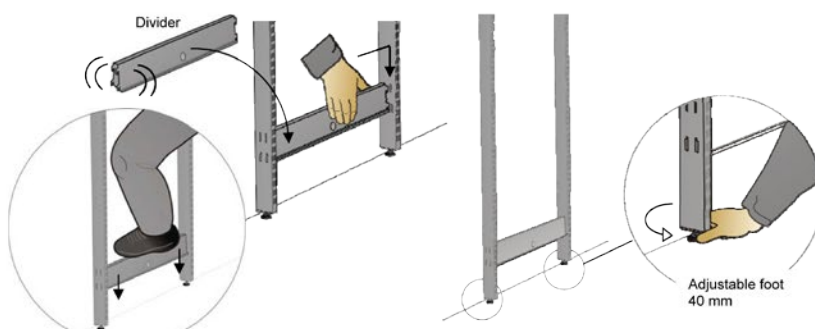
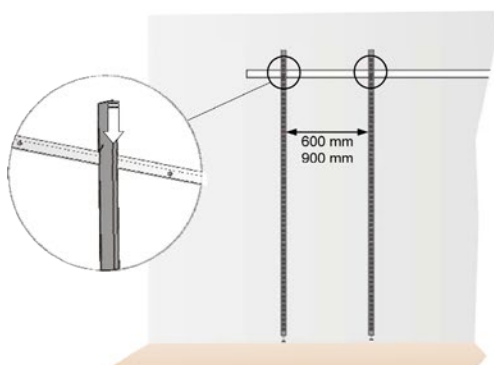
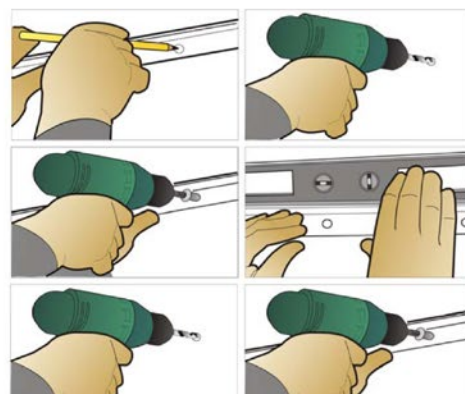
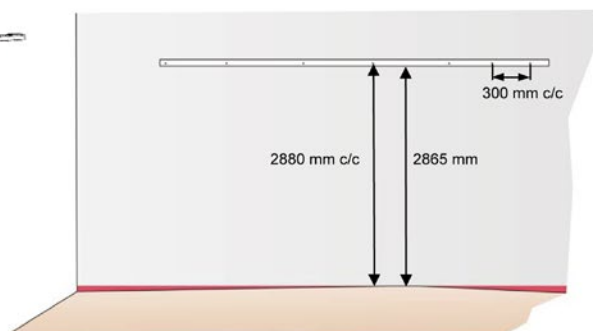
Art. No.	Picture	Description
30510		<b>Tool Holder Set Tool Board</b> 10 pcs art.no. 30482 Clip holder, small Ø 15 mm 15 pcs art.no. 30481 Plastic hook 30 mm
30508		<b>Tool Holder Set WSW90</b> 1 pcs art.no. 36825 Tool holder 39 mm 1 pcs art.no. 30497 Box 90 x 85 x 55 mm 8 pcs art.no. 30470 Clip Holder Ø 25 mm 2 pcs art.no. 30495 Steel hook L=130 mm 6 pcs art.no. 36824 Steel hook L=80 mm 25 pcs art.no. 36823 Steel hook L=50 mm 40 pcs art.no. 36827 Steel hook L=26 mm
36186		<b>Tool Holder Set B730</b> 28 pcs art.no. 36187 Clip holder Ø 30 mm 2 pcs art.no. 30469 Steel hook L=30 mm 22 pcs art.no. 30470 Clip holder Ø 25 mm 24 pcs art.no. 36827 Steel hook L=26 mm 6 pcs art.no. 36824 Steel hook L=80 mm 2 pcs art.no. 30504 Steel hook L=110 mm
35779		<b>Tool Holder Set EVO1</b> 6 pcs art.no. 30482 Clip holder Ø 15 mm 10 pcs art.no. 30470 Clip holder Ø 25 mm 14 pcs art.no. 30481 Plastic Hook 30 mm 1 pcs art.no. 30497 Box 90 x 86 x 55 mm 2 pcs art.no. 36827 Steel hook L=26 mm 17 pcs art.no. 36824 Steel hook L=80 mm 8 pcs art.no. 36823 Steel hook L=50 mm
35780		<b>Tool Holder Set EVO2</b> 7 pcs art.no. 30482 Clip holder Ø 15 mm 7 pcs art.no. 30470 Clip holder Ø 25 mm 10 pcs art.no. 30481 Plastic Hook 30 mm 1 pcs art.no. 30497 Box 90 x 86 x 55 mm 25 pcs art.no. 36824 Steel hook L=80 mm 10 pcs art.no. 36823 Steel hook L=50 mm
35781		<b>Tool Holder Set EVO3-1</b> 4 pcs art.no. 36187 Clip holder Ø 30 mm 4 pcs art.no. 36827 Steel hook 26 mm 1 pcs art.no. 36823 Steel hook 50 mm 18 pcs art.no. 30481 Plastic hook 30 mm 3 pcs art.no. 30470 Clip holder Ø 25 mm 3 pcs art.no. 30482 Clip holder, small Ø 15 mm
35782		<b>Tool Holder Set EVO3-2</b> 2 pcs art.no. 36827 Steel hook L=26 mm 2 pcs art.no. 36187 Clip holder Ø 30 mm 2 pcs art.no. 30470 Clip holder Ø 25 mm 2 pcs art.no. 30481 Plastic Hook 30 mm 10 pcs art.no. 36824 Steel hook L=80 mm 5 pcs art.no. 36823 Steel hook L=50 mm
41659		<b>Tool Holder Set EVO3-3</b> 22 pcs art.no. 36824 Steel hook 80 mm 6 pcs art.no. 36823 Steel hook 50 mm 2 pcs art.no. 30481 Plastic Hook 30 mm 4 pcs art.no. 30470 Clip holder Ø 25 mm 1 pcs art.no. 30482 Clip holder, small Ø 15 mm

# Assembly Instructions - Wallsections

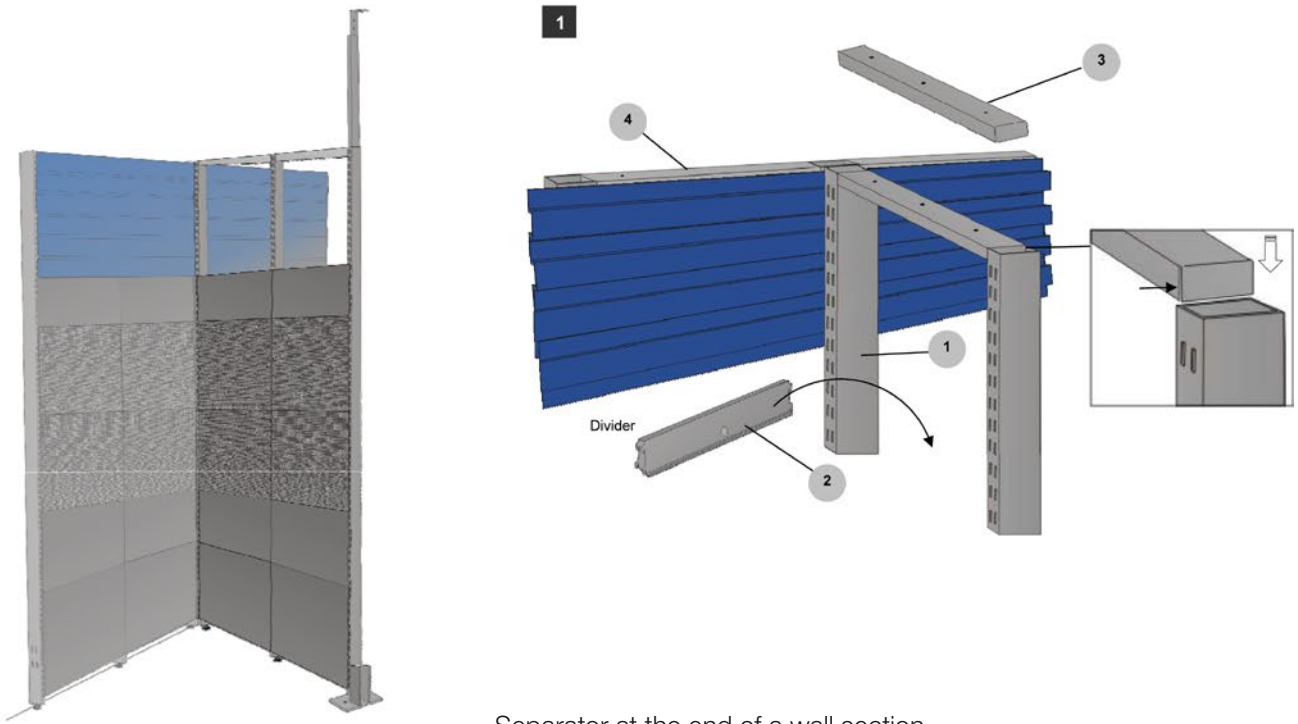
## Preparation - Tools



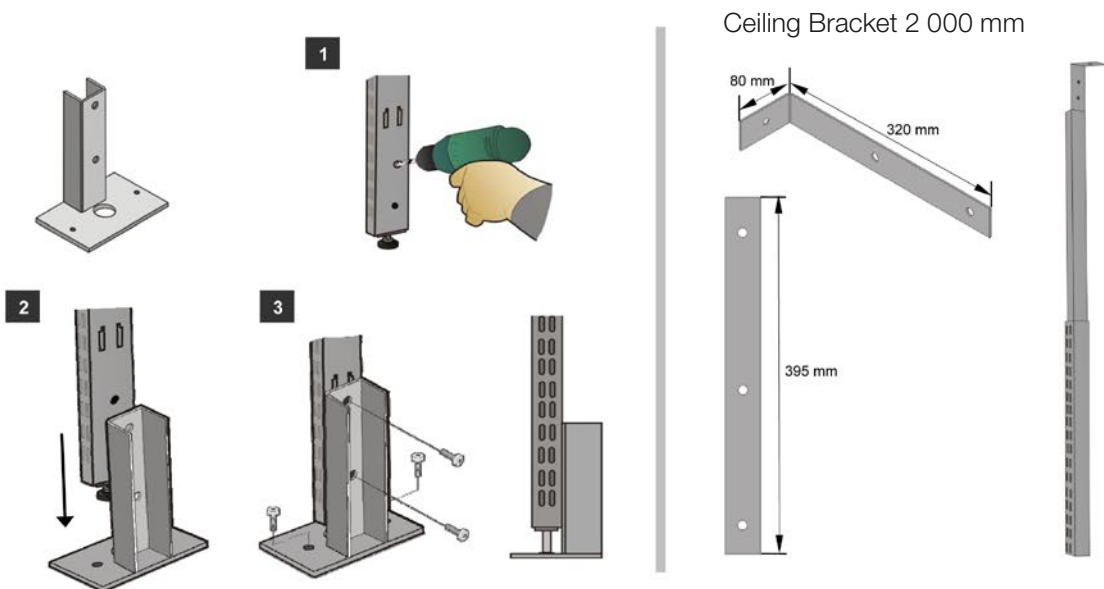
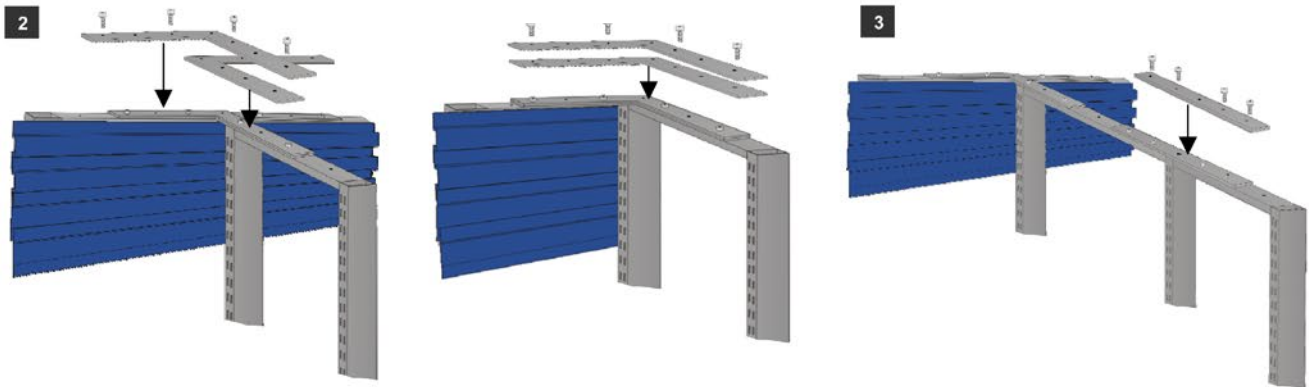
For Standard Rod 3 000mm  
Others on request.








Separator at the end of a wall section





**“The need for a signature profile in the workshop is greater than ever.”**



## WorkShop Solutions

### - *Why?*

- Attract the best workforce
- Better working environment
- Long lifespan =  
    Low maintenance costs
- Lower energy costs
- Effective workspaces
- Higher profitability
- The customer's first impression affects his trust in the shop
- Achieve greatest customer satisfaction

Car-O-Liner™ is a global provider of high-quality, technologically-advanced collision repair equipment to the automotive aftermarket. For more than forty years, we have supplied the industry with innovative solutions, technical development, training and customer support. Over 55,000 Car-O-Liner collision repair systems are in use worldwide.

According to our customers, Car-O-Liner's collision repair equipment is the best made, the easiest to learn and use, and includes everything needed to reduce cycle times and increase profits. With Car-O-Liner equipment in your shop, your customers - the vehicle owners and insurance companies - will experience safety and complete satisfaction from your work.

Car-O-Liner's headquarters are located in Gothenburg, Sweden, with manufacturing operations in Kungsör. Subsidiaries are located in Sweden, Norway, the USA, the UK, France, Germany, Singapore, India and China and distributors can be found in more than 70 countries.

*Car-O-Liner is recognized for its leadership in the marketplace by continuously delivering high quality products and exceptional customer service.*



car-o-liner.com



**CAR-O-LINER®**

Car-O-Liner • Hulda Mellgrens gata 1 • SE-421 32 V:ä Frölunda, SWEDEN  
Telephone +46 31-721 10 50 • [www.car-o-liner.com](http://www.car-o-liner.com) • [info@car-o-liner.se](mailto:info@car-o-liner.se)