




ASP® Sliding cover system for service pits





STEP 1 : fill in the «measurements sheet»

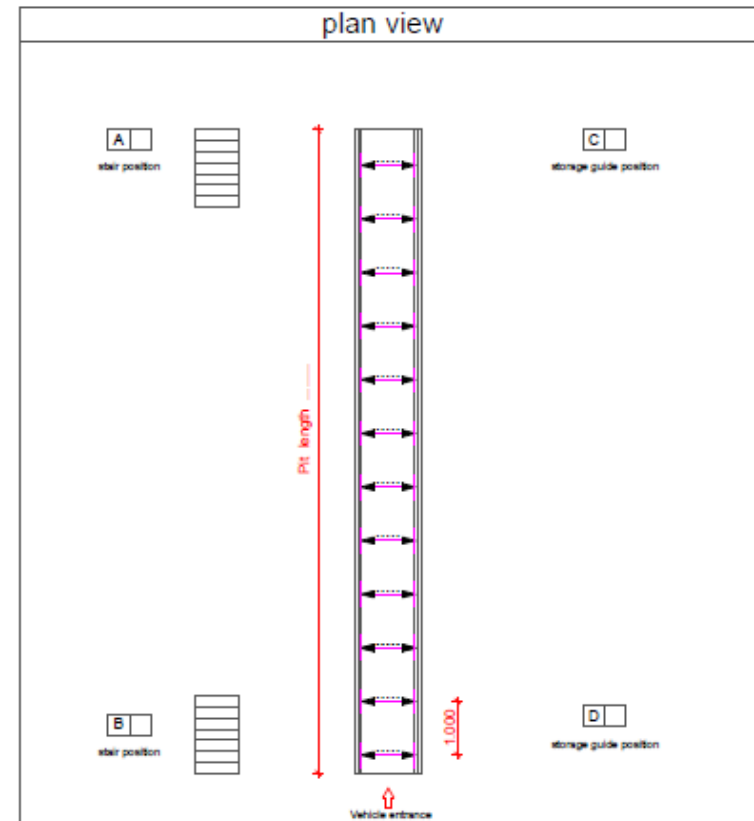
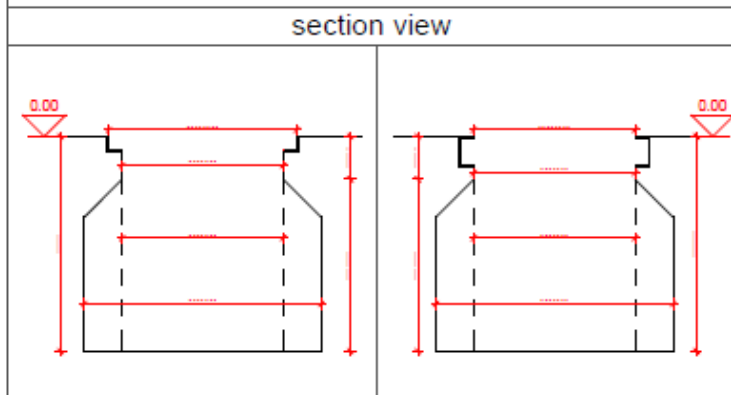
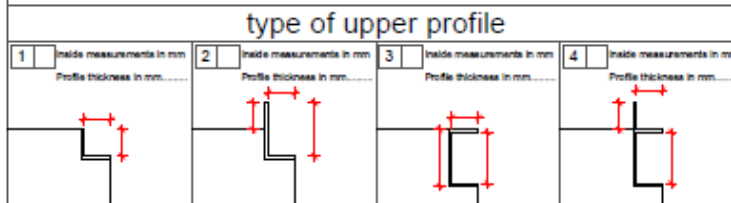
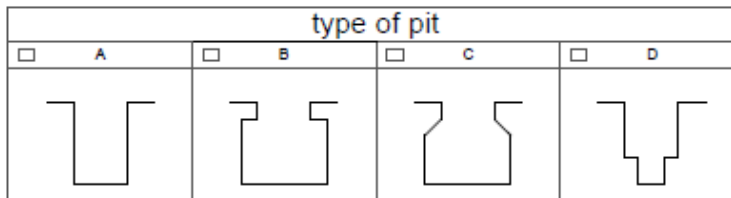
Sheet to be filled before ASP installation



Via Louis Bleriot ,2 - z.i. Ex Vulcania Loc. Fascia d'oro
25018 MONTICHIARI (BS) - Italy
Tel. +39.030.9661713 - Fax +39.030.9661711
e-mail : daniele@trucktrainingcenter.it
www.trucktrainingcenter.it

Agent.....date.....

Customer.....





STEP 2 : Make photos of actual set up





STEP 3 :

Send measurements sheet + photos + detailed description of the Customer's requirement to:

tecnico@pesciattrezzature.it

We will quote a «draft of budget» in order to have a first price indication



STEP 5 :

Once detailed drawing is approved, should be signed , stamped and dated and sent back to:

tecnico@pesciattrezzature.it

Than definitive quote + freight cost + installation cost on site, if required , will be issued for Customer's final PO



STEP 6 :

After receiving Customer's PO , ASP production will start up. Lead time is average between 6 and 8 weeks.



STEP 7 :

BEFORE



AFTER





For more infos:

tecnico@pesciattrezzature.it

